


ROITHNER LASERTECHNIK

SCHOENBRUNNER STRASSE 7, VIENNA, AUSTRIA

TEL: +43 -1- 586 52 43-0 FAX: +43 -1- 586 52 43-44

office@roithner-laser.com www.roithner-laser.com

RLT1610-100MPG TECHNICAL DATA



Pulsed Infrared Laser Diode

Lasing mode structure: **multi mode**

Lasing wavelength: **typ. 1610 nm**

Optical pulse power: **100 mW**

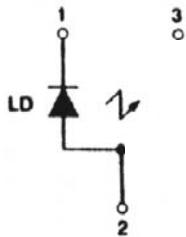
Package: **9 mm (SOT-148)**

NOTE!

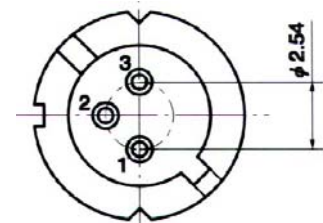
LASERDIODE
MUST BE COOLED!



PIN CONNECTION:



- 1) Laser diode cathode
- 2) Laser diode anode
- 3) Not connected



Absolute Maximum Ratings (T_c = 25°C)

CHARACTERISTIC	SYMBOL	RATING	UNIT
Optical Pulse Power	P _o	150	mW
LD Reverse Voltage	V _{R(LD)}	1.5	V
PD Reverse Voltage	V _{R(PD)}	-	V
Operating Temperature	T _C	-20 .. +40	°C
Storage Temperature	T _{STG}	-40 .. +70	°C

Optical-Electrical Characteristics (T_c = 25°C)

CHARACTERISTIC	SYMBOL	TEST CONDITION	MIN	TYP	MAX	UNIT
Emitting Aperture	A	pulsed mode		1 x 200		μm ²
Optical Pulse Power	P _o	T _p = 1 μs		100		mW
Lasing Wavelength	λ _p	P _{op} = 100 mW	1605	1610	1615	nm
Threshold Current	I _{th}	pulsed mode	0.8	1.0	1.1	A
Pulse Current	I _{op}	P _{op} = 100 mW	2.9	3.0	3.2	A
Pulse Length	T _p	P _{op} = 100 mW	5	200	1000	ns
Pulse Repetition Rate	P _r	P _{op} = 100 mW			50	kHz
Duty Cycle	D _p	P _{op} = 100 mW			5	%
Spectral Width FWHM	Δλ	P _{op} = 100 mW	1.1	2.3	2.6	nm
Beam Divergence	θ _{//}	P _{op} = 100 mW	10	15	20	°
Beam Divergence	θ _⊥	P _{op} = 100 mW	25	30	40	°